

CAR DOOR OPERATOR

AMD Railing 2



EXCELLENCE IN COMPONENTS

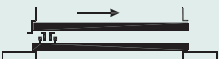




Achieves your special requirements

- Compact and robust design
- Fulfills EN81, CSA NRTL/C, AS1735.2
- Flexible interface
- Integrated car door lock
- Car front wall fixing
- Suitable for single panel weight up to 125 kg
- Various modernisation components and packages available

CAR DOOR OPERATOR

AMD Railing 2

PRODUCTION RANGE

Door type	Illustration	Clear opening min..max (mm)	Clear height
0L/R		600 ... 1550	1900 mm to 3000 mm
1C		700 ... 1550	
2L/R		700 ... 1550	
3C		1200 ... 3000	
4L/R		900 ... 2100	
5C		1800 ... 4200	

FEATURES

AMD is a car door operator system which can be used for any kind of application, from residential buildings up to highly frequented office buildings and hotels. Due to the modular concept it is possible to optimally adapt the AMD system to the respective application. The compact built-in dimensions ensure high flexibility especially for modernisation purposes.

The modular AMD design offers the possibility to combine Railing1 and Railing2 equipment on car and landing side in any order.

SUPPLY CONTENT

- Door operator
- MIDI or SUPRA drive
- Fixing brackets
- Retractable cam (coupler)
- Integrated car door lock (optional)
- Openable cable chain (optional)
- IP54 execution (optional)
- Operating instructions