

LANDING DOOR MECHANISM

AMD Railing 1



EXCELLENCE IN COMPONENTS



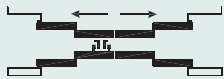

The cost effective solution for your lift

- Compact design
- Reduced parts number
- Flexible interface
- Optional PU-layered rollers
- Cost effective solutions for best price-performance ratio

LANDING DOOR MECHANISM

AMD Railing 1

PRODUCTION RANGE

Door type	Illustration	Clear opening min..max (mm)	Clear height
1C		600 ... 1300	1900 mm to 3000 mm
2L/R		600 ... 1300	
3C		1200 ... 1700	
4L/R		900 ... 1300	

FEATURES

AMD is a car door mechanism system which can be used for any kind of application, from residential buildings up to highly frequented office buildings and hotels.

Due to the modular concept it is possible to optimally adapt the AMD system to the respective application.

The compact built-in dimensions ensure high flexibility especially for modernisation purposes.

The modular AMD design offers the possibility to combine Railing1 and Railing2 equipment on car and landing side in any order.

SUPPLY CONTENT

- Landing door mechanism
- Lock with roller unit
- Emergency opening device (different options)
- Closing device linkage (different options)
- Operating instructions