

SELCOM® CAR DOOR

Hydra3000



EXCELLENCE IN COMPONENTS













Hydra3000, high quality modernisation.

- Better performances with ECO drive
- Plain design ensures reliability and reduces spare part stocks
- Straightforward installation and speed adjustment
- Easy maintenance
- 127/230 V 50/60 Hz with high tolerance
- Closing force adjustment
- Self-learning function

SELCOM® CAR DOOR

Hydra3000

PRODUCTION RANGE

LANDING DOORS		CAR DOORS		C.O. mm		C.H. mm					
TYPE	ILLUSTRATION	TYPE	ILLUSTRATION	Min.	Max.	Min.	Max.				
01/C		02/C		600	1000	2000	2100	2200			
11/R		12/R									
11/L		12/L									
31/R		35/R		500	1150						
31/L		35/L									
41/C		45/C		600	1150						